

# 4-H Clover News

**K-STATE**  
Research and Extension



Ford County Monthly Newsletter

June/July 2020

## How to Reach Us:

### Ford Co. Extension

100 Gunsmoke St.  
Dodge City, KS 67801  
620.227.4542

### Hours:

8:30am—12 noon  
1:00pm—5:00pm

### Agents:

Andrea Burns, CEA  
Ethel Schneweis, CEA

### Office Professional:

Cassie Sanko

### Emails:

aburns@ksu.edu  
eschnewe@ksu.edu  
csanko@ksu.edu

### Cell Phone Numbers

Andrea—620-682-5530  
Ethel—620-338-3676

### Check us out on the web!

[www.ford.ksu.edu](http://www.ford.ksu.edu)



[www.kansas4-h.org](http://www.kansas4-h.org)  
[facebook.com/fordcounty4h](https://facebook.com/fordcounty4h)

## FAIR UPDATE and PRE-ENTRY DEADLINE...

We hope all of you have heard the **2020 Ford County Fair** will be a **4-H/FFA only Fair** this year due to COVID-19! There will be no Open Class, meals, entertainment, or other activities. Livestock Shows will still be held with restrictions and will be open to immediate family only. The Ford County Fair Board and our office are trying to keep the safety of our youth and our community in mind with our restrictions and changes for this year's fair. Please know that these decisions have not been easily made and we will miss having the traditional Fair as much as you do.

We will have all **indoor fair (static) exhibits dropped off on Thursday morning, July 16** to the Fair Building. We plan to have drop off time from 7:30 am to 12:30 pm. 4-H Families will have assigned times to drop off exhibits based on your last name. If those times do not work you will need to call to make arrangements for a different time slot. There will be two drop off doors at the Fair building and we would like you to have each individual 4-H member's exhibits in a container (boxes or baskets, etc) with the exception of larger exhibits. There will be no consultative judging so each exhibit should have attached a form with more information (form will be provided with questions and available on our website). The building will be closed to the public for all judging and exhibits will be available for pick up on Friday evening. There will be no booths, banners, herdsmanship or public Fashion Revue this year. Fashion Revue judging will be on Monday evening. See next 2 pages for more details.

Livestock Shows will be held with some changes. Each show will be a blow and go show out of your trailer (some pens will be available as needed), but animals will be weighed and then show will be held with social distancing practiced. Animals will then go home after the show except those going through the sale or sold as floor animals. There will be no Round Robin Showmanship this year. See next 2 pages for more details.

This year's Livestock Sale will be an online sale with pictures/videos taken during the live shows.

Our office has switched to a new Fair management program this year in the middle of everything else going on. This system will allow each family to pre-enter your Fair entries online. The FairEntry Program is connected with our Kansas 4-H Online Enrollment system so all your basic information and projects enrolled in will already be there. You will be able to log in using your KS4Honline email and password when we open the entry process. We plan on having this open on June 22.

The Ford County Fair Book is available online at our county extension website of [www.ford.ksu.edu](http://www.ford.ksu.edu) and is available the week of June 22 for families or community leaders to pick up.

Since we are getting all of this to you later than usual, we have extended the pre-entry due date from July 1 to July 7 before midnight! Enclosed with this newsletter is information on how to access the FairEntry program to do pre-entries.

# **Additional Fair info**

## **2020 Ford County Fair Livestock Shows**

An abbreviated show schedule and smaller classes will be put in place in order to follow social distancing guidelines and other recommended protocol during COVID-19. All shows will be held in a spring show format. Shows will be blow and go, animals and exhibitors should come ready to show. Changing facilities and wash racks will not be available. Pens with water will be available for swine. Animals will not be housed on the fair grounds.

In order to practice safe social distancing, only the 4-Her exhibiting and one family member will be allowed in the barns prior to the show. Those in attendance should be limited to immediate family only.

Every effort will be made to follow CDC guidelines. Please help us to keep each other and our community safe. Please do not come to the show if you or someone in your family is feeling ill or has been asked to quarantine due to COVID- 19. Face coverings are strongly encouraged. Social distancing should be practiced. Please be courteous and respectful.

If you are not comfortable bringing your animals in to show, please call Andrea at the Extension office and we can discuss other arrangements.

These changes are being made to keep our 4-H families and the community safe.

### **SWINE- Friday, July 17**

Weigh-in will begin at 7:30 a.m. and the show will start at 9 a.m. Swine will be housed in the barn according to family groups.

### **SHEEP-Friday, July 17**

Weigh-in will 5:00—6:00 p.m. and the show will start at 6:30 p.m. Accommodations can be made to pen animals on Friday if you will be bringing in Swine, Sheep and/or Goats in one trip. Visit with Andrea for those arrangements. There will be separate in and out gates. Only one person in the barn to help 4-Her to aid in practicing social distancing.

### **GOATS-Friday, July 17**

Weigh-in will be 5:00—6:00 p.m. Show will take place ½ hour after the conclusion of the sheep show.

### **BEEF- Saturday, July 18**

Weigh-in will be 5:00—6:00 p.m. Show will take place at 6:30 p.m. Show order will be bucket calves, showmanship, breeding, market.

### **HORSE- Sunday, JULY 19**

The Fair Horse Show will be moved to Sunday morning, July 19, beginning at 9 a.m. This move is being made to accommodate the re-scheduled Dodge City High School graduation. The show will operate with an abbreviated schedule. We will try to get patterns to participants on Thursday, July 16. Trail classes and flag race will not be held. Be watching your e-mail and the Ford County 4-H Facebook page for updates as they are finalized.

# Additional Fair info

## RABBIT AND POULTRY- Friday, July 17

Due to concerns about Rabbit Hemorrhagic Disease (RHDV2) in neighboring states the 2020 Fair Rabbit Show will be canceled. The Kansas Department of Agriculture recommends that rabbit shows be canceled, postponed or held virtually at this time (more information on this disease can be found at [https://agriculture.ks.gov/divisions-programs/division-of-animal-health/animal-diseases/rabbit-hemorrhagic-disease-virus-serotype-2-\(rhdv2\)](https://agriculture.ks.gov/divisions-programs/division-of-animal-health/animal-diseases/rabbit-hemorrhagic-disease-virus-serotype-2-(rhdv2))). Rabbit exhibitors may showcase their rabbit project through a poster or notebook. Entries will need to be made under Displays, Posters and Notebooks division.

The **POULTRY SHOW** will be held on Friday, July 17<sup>th</sup> at 11:00 a.m. under the Pavilion and will be a show from your cage. No birds will be housed on the fair grounds.

## FASHION REVIEW JUDGING—July 13, evening

We will have Fashion Review for Constructed Garments and Buymanship for Girls and Boys on **Monday evening, July 13 starting at 6:30 pm.** Everyone is asked to come in their Buymanship outfit and be ready to model. If you have entered in Construction Style Review, bring your outfit to change into after Buymanship judging is done. We will not start before the scheduled time.

|         |   |
|---------|---|
| 6:30 pm | Seniors -- (Girls/Boys Buymanship & Constructed Fashion Review)       |
| 7:15 pm | Juniors -- (Girls/Boys Buymanship & Constructed Fashion Review)       |
| 7:45 pm | Intermediates -- (Girls/Boys Buymanship & Constructed Fashion Review) |



## HAND PET SHOW—JULY 17

The Hand Pet Show is scheduled for Friday afternoon, July 17 at 3 p.m. Registration will start at 2:30 pm in the Pavilion area. Order of judging will be dogs, aquarium pets, hand pets, cats. Be sure to bring your health papers on cats and dogs. Due to Rabbit Hemorrhagic Disease, rabbits will not be allowed to show this year in Hand Pets show. Animals must be kept in appropriate carrier or on a leash.

## PHOTOGRAPHY

Photography matte Board is available at the Extension Office during office hours. We will also have it available on Monday evening, July 6 at the Fair Building between 6-7:30 pm. Help with photo mounting will also be available at that time from Kylene Scott in the middle room of the fair building.

## DOG SHOW—CANCELLED

The multi-county Dog Show has been cancelled this year and the State Fair is not having a competitive Dog Show. Dog project members are able to exhibit by doing a poster, notebook or display this year. This year we will allow dog project members to show their dogs in the Hand Pets Show since there is no Fair Dog Show. You must follow Hand Pets rules.

## INDOOR EXHIBIT DROP OFF TIMES—JULY 16

Drop of exhibits by exhibitor's last name:

If this time absolutely does not work,

contact the Extension office to make other arrangements.

7:30-8:30 am— A- D

10:30—11:30 am — M-R

8:30- 9:30 am — E—G

11:30 am—12:30 pm — S—W

9:30—10:30 am — H— L

## FAIR SUPERINTENDENTS

We will still need a few adult superintendents for assistance with inside exhibit judging on Thursday, July 16 and Friday morning, July 17. We will contact some of you who have helped in the past years to see if you would be available. Judges will write their own comments when they judge but we will need help with getting everything organized for the judge and getting results recorded. If you are interested in helping please contact the office and let us know. We have had a few offer already and we appreciate everyone's willingness to help this year.



## FAIR T-SHIRTS

Victory Electric is again sponsoring t-shirts for all 4-H members exhibiting at the County Fair. These will be handed out when exhibits are entered on Thursday morning, July 16.

## 2020 Fair Schedule

Subject to change/modification

### Thursday, July 16

7:30 am to 12:30 pm

Afternoon

Drop off of indoor exhibits

Judging of indoor exhibits—Building will be closed

No consultative judging in 2020

### Friday, July 17

7:30—8:30 am

8:00 am

9:00 am

11:00 am

3:00 pm

5:00—6:00 pm

6:30 pm

7:00—9:00 pm

Weigh in of Swine animals

Judging of indoor exhibits — Building will be closed

Non consultative judging in 2020

Swine Show

Poultry Show

Hand Pet Show

Weigh in of Sheep and Goats

Sheep Show, followed by Goat Show

Pick up of indoor exhibits

### Saturday, July 18

5:00—6:00 pm

6:30 pm

Weigh in Beef

Beef Show (bucket calves, showmanship, breeding, market)

### Sunday, July 19

8:00 am

9:00 am

Possible Outdoor Church Service

Horse Show

??Sunday or Monday, July 19-20

Livestock Sale—online



## Introducing FairEntry – the Online Fair Management System

We are excited to announce a transition to the FairEntry online fair management system for the 2020 Ford County Fair. Beginning June 22 please log on to <http://fordcounty-ks.fairentry.com/> from your computer or any mobile device (including smartphones) to submit your entries to the fair. The new online entry system will streamline the entry process so, check-ins, show programs and results can be processed and posted quickly and efficiently at the fair.

Online entries will be required for all exhibitors. The deadline for online entries is July 7. This deadline will be strictly enforced since the system will close entries at 11:59 p.m. CT on this date. Late entries will not be allowed. We have attached instructions for the entry process on the next page. If you do not have internet access or need assistance with the entry process, the Ford County Extension Office will be open at the following times for exhibitors to come in, set up their accounts and ask any questions.

Monday, July 6, 9-noon and 2-4 pm, in the Extension Office

Monday, July 6, 6:00—7:30 pm, at the Fair Building

If you have any questions about the process, feel free to stop in or give us a call during regular business hours for assistance. We look forward streamlining these processes to make your fair experience the best yet!



### Tips for Exhibitors making Online Entries:

- Recommended browsers: Google Chrome or Mozilla Firefox. Older versions of Internet Explorer may cause unexpected results.
- Register all entries for each exhibitor in the family before proceeding to the Payment section.
- Be sure to click the "Submit" button when you have completed your entries. Entries are not final until they have been submitted.
- Check your email inbox for a confirmation email with a list of your entries and any related fees.
- You will receive a second email when your entries have been approved by your fair.

#### **WHAT IS A FAIR PRE-ENTRY**

**ANYWAYS?** ALL projects or animals that you exhibit at the Ford County Fair need to be pre-entered! This normally allows for the Extension Office to plan accordingly with the number of pens we need for livestock to how big of space we need for inside exhibits, to the number of judges we need for a project, and how many trophies to order. If you think you MIGHT take a project to the fair, PRE-ENTER it!

#### **WHAT IF I HAVE MORE**

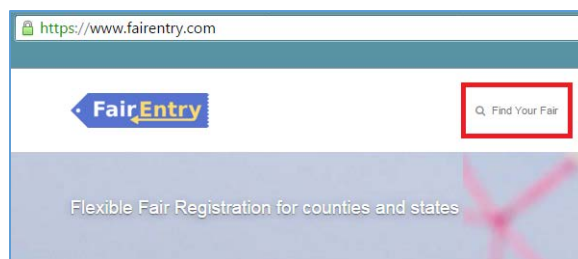
**QUESTIONS?** Please ask us at the Extension Office or come see us on Monday, July 6 at the office or Fair Building. We would love to sit down with you and help you complete your pre-entry forms. Call the office and we will try and help you over the phone — 620-227-4542!

## Exhibitor Group (Family) Entry

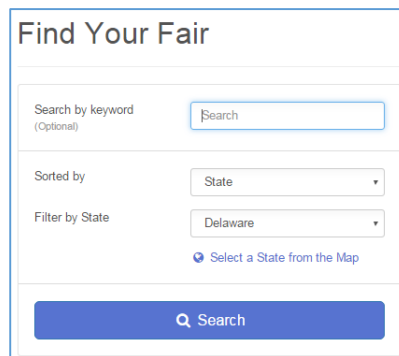
### Important Reminders

- Your fair probably has dates when entry is accepted into the fair. Be sure to complete your entries (including the final “Submit” step) prior to the cut-off date.
- Register all entries for each exhibitor in the family before proceeding to the Payment section.
- Be sure to click the “Submit” button when you have completed your entries. Entries are not final until they have been submitted.
- Check your email inbox for a confirmation email with a list of your entries and any related fees.
- You will receive a second email when your entries have been approved by your fair or show.

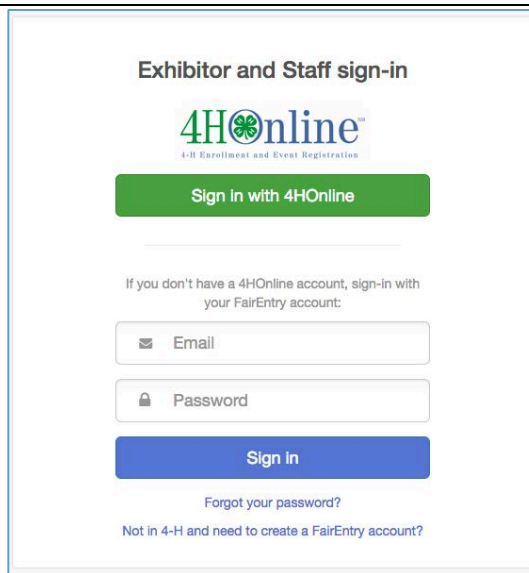
1. You may access your Fair or Show from their direct link  
<http://fordcounty-ks.fairentry.com/>
2. or go to <http://www.fairentry.com> and click “Find Your Fair”.



3. Filter by your state, click Search, and then click on the correct fair.



4. If you have a 4HOnline family account, select to “**Sign in with 4HOnline**” and enter your login information.  
NOTE: If you forgot your password for your 4HOnline account, you will need to go to 4HOnline to set a new password. Then use the new password (not the temporary password) to log in to FairEntry.
5. FFA members do not have a 4HOnline account, you will need to contact the Extension Office for assistance.





### Creating Entries

Each exhibitor can have multiple entries. One entry must be made for each item, animal, class, etc. For example, if an exhibitor is bringing 2 photographs, two entries into the photography class must be created. If an exhibitor is showing one horse in 5 events, five class entries must be created. Once all entries have been created for the first exhibitor, you have the choice of creating another exhibitor in this exhibitor group (and entries) or proceeding to check-out (submitting the entries, whether or not fees are charged).

1. Click Add an Entry beside the correct exhibitor (if more than one has been created).

2. Click Select beside the first department you wish to enter. Any departments that are not available for entry will be noted as "Not Available" with a short explanation.
3. After you select a department, you will see a list of divisions to select from, and then a list of available classes. *Also notice that there are blue "Change" links in case you mistakenly select an incorrect department, division, or class.*

After you have selected the class, click the green Choose button.



## Multiple Entry Process

4. Your fair has turned on the Multiple Entries option for this area, you will see a screen similar to the view at the right
5. Click Change to select the Club to which these entries will be associated.
6. If this is an Animal Entry, click Add Animal and enter the Animal's details.

Check the box next to each class this animal will enter.

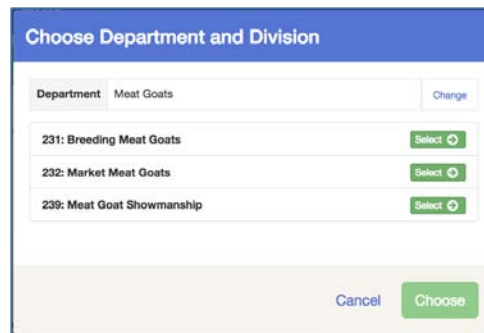
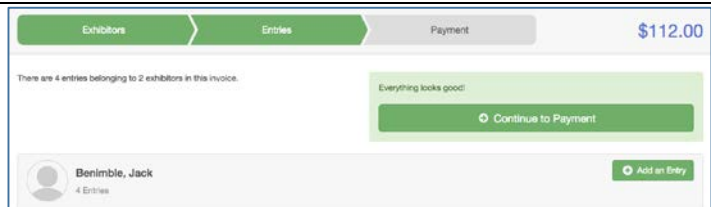
If this is not an animal entry, simply select the classes and number of entries in each class that you would like to create for this exhibitor. Click Continue

Review the entries. If you need to make any changes, click Cancel. If everything is correct, click Create Entries.



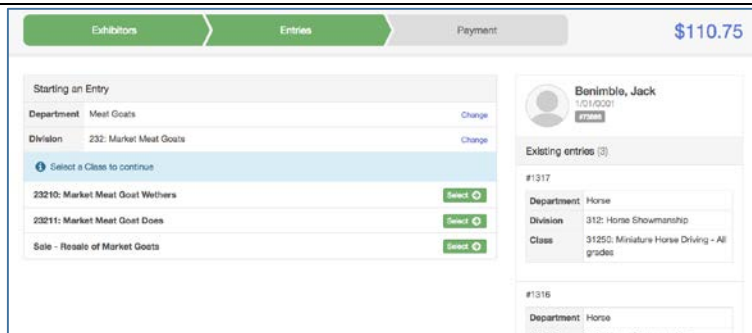


7. If you need to add another exhibitor, click on the Exhibitors button at the top left and repeat the steps to create a new exhibitor.
8. If all entries are complete, click Continue to Payment.
9. If you need to add more entries for an existing exhibitor, click Add an Entry.

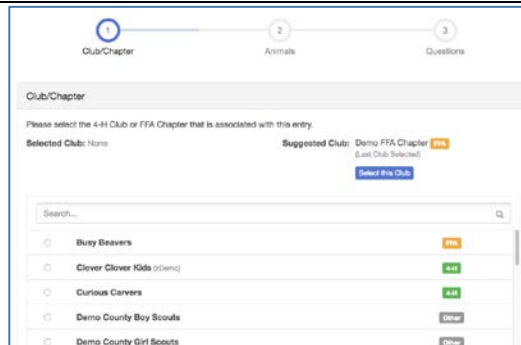


## Single Entry Process

10. If your screen does not resemble the picture on the right, your fair may have used the multiple entry process in this area. Repeat previous steps.
11. If your screen does resemble this one, select the Class. Click Continue.



12. Select a Club for this entry.
13. If this is not an animal class entry, follow the instructions on-screen to enter any additional information such as Entry Description, Custom Questions or Custom Files associated with that entry.



14. If this is an **animal class entry**, you will be required to specify which animal will be exhibited in this class; you will see the option to “Add an animal”.
15. You will have to choose “Enter a New Animal Record” to enter new animal information.
16. Fill in all of the fields with information about the animal you intend to exhibit. Click Create and Add Animal when finished. If the animal information was entered incorrectly, you have the option to either Remove From Entry (creating a new animal) or Edit Animal Details. When it’s correct, click Continue.
17. Any questions or file uploads related to entry in this class will be next. Click Continue after answering those questions or uploading documents.

18. When each class entry is complete, you have three choices for what to do next:
  - a. If all class entries have been completed for one exhibitor, you can **Register another Exhibitor** in this exhibitor group.
  - b. If this exhibitor has more class entries to make, you can **Add another Entry for this Exhibitor**.

If all entries for all exhibitors in the exhibitor group have been completed, **Continue to Payment** (there are no entry fees for Ford County Fair entries) to finalize and submit your entries.



19. Review your entries for completeness and accuracy. *Notice the Summary and Detail buttons at the top of the list on the right.* If there are errors, click on the green Entries section at the top of the page. Click Continue when all information is correct.
20. Once all entries have been entered for exhibitors in your family, remember there is no fee, but you will need to agree to release of liability, code of conduct, etc. before submitting the invoice for approval.
21. You will receive an email message when the entries have been submitted for approval. You will receive a second email when the entries have been approved.

The screenshot shows a web interface for the 'Payment' step of the entry process. At the top, there are three tabs: 'Exhibitors', 'Entries', and 'Payment', with 'Payment' selected. A price of '\$2.00' is displayed in the top right corner. Below the tabs is a progress indicator with three steps: 1. Review, 2. Payment Method, and 3. Confirm. Step 1 is currently active. The main content area is titled 'Invoice' and includes a 'Summary' button and a 'Detail' button. The invoice details are as follows:

|  |        |
|--|--------|
| Individual Exhibitor: Becky Helpsheet                                |        |
| Exhibitor Fee  | \$2.00 |
| Entry #266: Food and Nutrition / Cooking 101 / One loaf banana bread |        |
| Total:   | \$2.00 |

At the bottom right of the invoice section, there is a green 'Continue' button with a right-pointing arrow.



## 2020 Ford County 4-H Foundation Scholarship Winners

*Jean Zimmer Memorial*

**Brando Puentes**

*Larry & Nathan Martin Memorial*

**Gabe Ellis**

*Nicholson Family Memorial*

**Campbell Martin**

*Ford County 4-H Foundation(s)\**

\*Marjorie Miller & Magdelene Diane Mack Memorials.

**Tamara Robertson, Brooklyn Hahn & Grace Ruehle**

*Paul Glenn Family Memorial*

**Calder McCollum**

*Nobuko Nicholson Family Memorial*

**Kiowa Derstein**

*Myron Nicholson Family Memorial*

**Dalton Prater**

*Belle & Danny Hahn Memorial*

**Bretta Austin**

### KANSAS 4-H WHEAT EXPO

The 2020 wheat expo will be Kansas 4-H's **first** face-to-face state 4-H events since COVID-19 shut down physical/face-to-face 4-H programming in March. The annual event is on Wednesday, August 6th from 9:00 a.m. – 3:00 p.m. at the Sedgwick County Extension Center, Wichita, KS 67205. There will be two tours and eight contests open to youth members with cash prizes and ribbons awarded. There is a \$6.00 per person registration cost using the Cvent registration system. **Registration is currently live.** Visit: <http://www.kansas4-h.org/events/index.html>. Pre-registration will be required by Sunday, July 26<sup>th</sup>, 11:59 p.m. For more information about the wheat expo, visit: <http://www.kansas4-h.org/events-activities/conferences-events/wheat/index.html>. For additional questions please contact the Ford County Extension Office.



### QUACK ATTACK FUNDRAISER-Postponed

All Clubs were given a Duck Lease book with 50 leases in it. These duck leases are for the Q97 Z98 Quack Attack Duck Races. Stay tune for more information on this. There is another possible date change. I will let you know ASAP.

### THANK YOU!!!!

- Families who sold some Quack Attack Tickets! All funds raised come back to our clubs, council and Fair. You are helping our program in more ways than you know!
- To all families and 4-H'ers for working with us concerning changes this past several months. For having virtual Club/Council/Exchange meetings, changes for the upcoming Fair, etc. We do appreciate your support during this very challenging time!!!

Ford County Extension Office  
100 Gunsmoke  
Dodge City, KS 67801

Dear 4-H Families,

As parents and leaders it's important that we remember the goal of our children's involvement in the 4-H program is to provide an educational learning experience. We hope they gain so much more than a ribbon or trophy!

Even with the County Fair being changed this year, it is still an opportunity for an independent evaluation of the project skills a member learned through completing a project. This helps to maintain the focus of what we are trying to accomplish in 4-H, which is develop blue ribbon kids, not just blue ribbon projects.

While entering and displaying a project at the county fair is the traditional way a member shows what they have learned, it is not the only way to complete the project. You can complete the project by doing a record book.

Remember it's not just about the color of the ribbon but about the experiences you had while learning about the project.

Please stay safe and continue to social distance when needed!



Ethel Schneweis  
County Extension Agent



Andrea Burns  
County Extension Agent



**K-STATE**  
Research and Extension

**K-State Research and Extension**  
Ford County  
100 Gunsmoke St.  
Dodge City, KS 67801  
**K-State, County Extension Councils,  
Extension Districts, and U.S. Department of Agriculture Cooperating.**

**K-State Research and Extension is an  
equal opportunity provider and employer.**