

# 4-H Clover News

**K-STATE**  
Research and Extension



Ford County Monthly Newsletter

June 2021

## How to Reach Us:

### Ford Co. Extension

100 Gunsmoke St.  
Dodge City, KS 67801  
620.227.4542

### Hours:

8:30am—12 noon  
1:00pm—5:00pm

### Agents:

Andrea Burns, CEA  
Ethel Schneweis, CEA

### Office Professional:

Cassie Sanko

### Emails:

aburns@ksu.edu  
eschnewe@ksu.edu  
csanko@ksu.edu

### Cell Phone Numbers

Andrea—620-682-5530  
Ethel—620-338-3676

### Check us out on the web!

[www.ford.ksu.edu](http://www.ford.ksu.edu)



[www.kansas4-h.org](http://www.kansas4-h.org)  
[facebook.com/fordcounty4h](https://facebook.com/fordcounty4h)

## FAIR UPDATE and PRE-ENTRY DEADLINE...

“Welcome Back to the County Fair” is the theme for the 2021 Ford County Fair, July 22-26! We hope your family, neighbors, friends, etc. will all come and enjoy the county fair this year at the Ford County Fairgrounds, 901 W. Park Street, Dodge City. This is a true County Fair as both 4-H members and the public are invited to exhibit and participate in activities!

We will have all **indoor fair (static) 4-H exhibits dropped off on Thursday morning, July 22** to the Fair Building. We plan to have drop off time from 7:30 am to 12:00 pm (noon). 4-H Families will have assigned times to drop off exhibits based on your last name. If those times do not work you will need to call to make arrangements for a different time slot. Superintendents may bring exhibits and check them in when they come to help. The East entrance will be used for checking in exhibits prior to you attaching entry cards and then taking exhibits to the appropriate exhibit area. There will be consultative judging available or you can attach a card/paper with more information. The building will be closed to the public (except for superintendents and 4-H members doing consultative judging). Fashion Review judging will be on Monday evening. See next 2 pages for more details.

Livestock Shows will again be held on different days throughout the fair. All livestock must be on the Fairgrounds by 5:30 pm on Thursday, July 22 when weigh in will begin for each species. See next 2 pages for more details.

This year's Livestock Sale will be taking place at the Fairgrounds at 7:00 pm, July 26.

Our office will continue to use the Fair management program that we used last year. This system allows each family to pre-enter your Fair entries online. Pre-entries are due by 5:00 pm, July 1. The FairEntry Program is connected with our Kansas 4-H Online Enrollment system so all your basic information and projects enrolled in will already be there. You will be able to log in using your KS4HOnline email and password when we open the entry process. We plan on having this available beginning June 10.

The Ford County Fair Book and schedule are available online at our county extension website of [www.ford.ksu.edu](http://www.ford.ksu.edu) and will be available soon for families or community leaders to pick up.

Enclosed with this newsletter is information on how to access the FairEntry program to do pre-entries.

The Fair schedule and events are subject to change. At this time, masks will not be required. If Covid-19 protocol is different at the time of the Fair, information will be sent to all families.

Open Class Exhibit Entries will be accepted between 11:30 am—1:30 pm on Tuesday, July 22. If 4-H parents/superintendents have exhibits they may bring them at the same time they bring 4-H exhibits.

# Additional Fair info

## INDOOR EXHIBIT DROP OFF TIMES—JULY 22

Drop off exhibits by exhibitor's last name:

If this time absolutely does not work, contact the Extension office to make other arrangements. We will print your entry cards once you check in. You will need to attach card to

7:30-8:30 — A- D

10:30—11:30 am — M-R

8:30- 9:30 — E—G

11:15 am—12:00 pm — S—W

9:30—10:30 am — H— L

your exhibit and then take exhibit to the project department area in the fair building.

Consultative Judging will take place this year! You will have a chance to sign up for a consultative time to visit with the judge through Sign Up Genius (system we used for Club Day). We will open this system up in July and give more information in the July newsletter.

## FASHION REVIEW JUDGING—July 19, 6:00 pm

We will have Fashion Review for Constructed Garments and Buymanship for Girls and Boys on **Monday evening, July 19 starting at 6:00 pm.** Everyone is asked to come in their Buymanship outfit and be ready to model. If you have entered in Construction Style Review, bring your outfit to change into after Buymanship judging is done. We will not start before the scheduled time.



6:00 pm Seniors -- (Girls/Boys Buymanship & Constructed Fashion Review)

6:45 pm Juniors -- (Girls/Boys Buymanship & Constructed Fashion Review)

7:30 pm Intermediates -- (Girls/Boys Buymanship & Constructed Fashion Review)

## RABBIT AND POULTRY

Due to concerns about Rabbit Hemorrhagic Disease (RHDV2) in neighboring states the 2021 Fair Rabbit Show will be a carrier show on **Friday, July 23 at 11:00 am.** This means you will bring your rabbits for the judging and then take them back home. They will not stay at the Fairgrounds.

All Poultry needs to be checked in and on the fairgrounds between 7:30– 10:00 am on Thursday, July 22. **POULTRY SHOW** will be held on **Friday, July 23 at 11:30 a.m.** All Poultry will be housed in the Poultry Barn during the Fair.

**POULTRY TESTING** — **Poultry Blood testing will be done prior to the Fair on Wednesday, July 7 between 5-7 pm** at the Fairgrounds. They must be tested and have a negative test to be able to show at the county fair. Open Class birds will also need to be tested at this time.

## HAND PET SHOW—JULY 23

The Hand Pet Show is scheduled for **Friday afternoon, July 23 at 3 p.m.** Registration will start at 2:30 pm in the Pavilion area. Order of judging will be cats, dogs, aquarium pets, hand pets. Be sure to bring your health papers on cats and dogs. Animals must be kept in appropriate carrier or on a leash.

## DOG SHOW—

The multi-county Dog Show has been cancelled this year but our project members have the opportunity to show at the **Meade County Fair Dog Show on July 20.** Please contact Andrea or Ethel for more information on this show and how to enter. The State Fair Dog Show is scheduled for Labor Day Weekend, September 4. Dog project members are also able to exhibit by doing a poster, notebook or display.

## **FAIR SUPERINTENDENTS**

We are still needing superintendents for assistance with inside exhibit judging on Thursday, July 22.

What is a SUPERINTENDENT? A Superintendent is someone who assists judges during entry day. They also assist in creating the display for the project area. We prefer youth to be 12 years of age or older to be a superintendent. These are great leadership activities for your record book!

What if I'm new and do not know what I'm doing? No problem! Jumping in and volunteering as a superintendent is a GREAT way to learn about 4-H and that project area! Questions are always welcomed!

If you did not sign-up and would still like to help out, please give us a call at the office.

## **FAIR T-SHIRTS FROM VICTORY ELECTRIC**



Victory Electric is again sponsoring t-shirts for all 4-H members exhibiting at the County Fair. These will be handed out after fair set up or when exhibits are entered on Thursday, July 22. PLEASE make sure your t-shirt size has been updated in 4-H Online if your size has changed from when you enrolled. This is the t-shirt size we will use to order for everyone. Corrections need to be completed by Thursday, June 10!! I will place our shirt order on Friday.

## **FAIR SPECIAL CONTESTS**

Ford County 4-H'ers are eligible to enter the Fair Special Contests, which are Barn Quilts, Most Unique/Funny Homemade Face Mask, and Photo contests (Theme is "Glimpses of Kansas") during the Ford County Fair. You do not need to be enrolled in the Arts & Crafts, Photography, or Plant Science projects to enter Special Contests. Bring your entries when you bring your 4-H Exhibits on Thursday, July 22.

## **4-H KING & QUEEN CONTEST**

It's time to nominate your club's King & Queen contestants for this year's contest! Contestants will need to decorate a coffee can to display at the Fair. The King and Queen candidate who earns the most money will be crowned King and Queen at the Premium Sale the last day of the fair. ALL contestants are encouraged to ride on the 4-H Float at the Dodge City Days Parade on July 31. This is a fundraiser for the 4-H Exchange Group.

## **HELP NEEDED FOR FAIR SET-UP AND CLEAN-UP**

How many volunteers does it take to run a successful county fair? The answer is: We need everyone's help! Check with other club members and make sure your club is represented. Parents and 4-H members are needed to help Fair Board members with set up and clean up on Tuesday evening, July 20 at 5:30 pm and Tuesday evening, July 27 at 5:30 pm. Please bring rakes, brooms, hoses, buckets, rags, etc. to help clean out the barns, clean displays, racks, and other things in the fair building. It won't take long if everyone comes to help. Pizza for all who help!



## FairEntry – the Online Fair Management System

We are excited to use the FairEntry online fair management system again for the 2021 Ford County Fair. Beginning June 10 you can log on to <http://fordcounty-ks.fairentry.com/> from your computer or any mobile device (including smartphones) to submit your entries to the fair. The online entry system will streamline the entry process so, check-ins, show programs and results can be processed and posted quickly and efficiently at the fair. Online entries will be required for all exhibitors. The deadline for online entries is July 1. This deadline will be strictly enforced since the system will close entries at 5:00 p.m. CT on this date. Late entries will not be allowed. We have attached instructions for the entry process on the next page. If you do not have internet access or need assistance with the entry process, or have any questions please contact our office. Any of us can help you.

Pre-enter using Fair Entry like last year at <http://fordcounty-ks.fairentry.com/>

Classes that are judged by age group when you pre-enter will need you to enter using the following letter depending on exhibitor's age ***a – for ages 7-9 year olds;***  
***b – for ages 10-13 year olds;***  
***c – for ages 14 and older***

If you have any questions about the process, feel free to stop in or give us a call during regular business hours for assistance. We look forward streamlining these processes to make your fair experience the best yet!



## Tips for Exhibitors making Online Entries:

- Recommended browsers: Google Chrome or Mozilla Firefox. Older versions of Internet Explorer may cause unexpected results.
- Register all entries for each exhibitor in the family before proceeding to the Payment section.
- Be sure to click the "Submit" button when you have completed your entries. Entries are not final until they have been submitted.
- Check your email inbox for a confirmation email with a list of your entries and any related fees.
- You will receive a second email when your entries have been approved by your fair.

### **WHAT IS A FAIR PRE-ENTRY ANYWAYS?**

ALL projects or animals that you exhibit at the Ford County Fair need to be pre-entered! This allows for the Extension Office to plan accordingly with the number of pens we need for livestock, to how big of space we need for inside exhibits, to the number of judges we need for a project, and some awards. If you think you MIGHT take a project to the fair, PRE-ENTER it!

### **WHAT IF I HAVE MORE QUESTIONS?**

Email one of us or call the office and we will try and help you over the phone — 620-227-4542! Or come in and visit with us. We are here to help.

## 2021 Ford County 4-H Foundation Scholarship Winners

*Jean Zimmer Memorial*

**Candace Fry**

*Larry & Nathan Martin Memorial*

Not awarded

*Nicholson Family Memorial*

**Tamara Robertson**

*Ford County 4-H Foundation(s)\**

\*Marjorie Miller & Magdelene Diane Mack Memorials.

**\$100 to Halle Robinson, Kiowa Derstein,  
Cole Bertelsen, Tamara Robertson, Calista Stein**

*Paul Glenn Family Memorial*

**Halle Robinson**

*Nobuko Nicholson Family Memorial*

**Kiowa Derstein**

*Myron Nicholson Family Memorial*

**Cole Bertelsen**

*Belle & Danny Hahn Memorial*

**Calista Stein**

*Congratulations*

### KANSAS 4-H WHEAT EXPO

Join us for the 2021 Kansas 4-H Wheat Expo on Wednesday, August 11th at the Butler County Community Building in El Dorado. We are pleased to be working with the KSRE-Butler County Extension Office. We are excited to bring the wheat expo back for a fun, educational and hands-on program in person for all Kansas 4-H members, siblings, parents, grandparents, and KSRE Extension staff. You do not have to be enrolled in crops/wheat to participate. The Kansas 4-H State Wheat Expo is a wheat fun day showcasing all things wheat. Lunch and refreshments will be sponsored and tours will be available for all participants.

There will be eight contests open to youth members with cash prizes and ribbons awarded. Classes include: (1) 1 lb. bin run for crops members; or (2) 1 lb. bin run for "adopt a producer"; (All wheat samples must be postmarked to KSU by July 20 so testing can be completed). Youth may bring multiple exhibits in Divisions 3-9. A maximum of two placings per individual in each division, 1-8 will be awarded. (3) 1 quart jar sample of cleaned wheat; (4) three standard yeast rolls; (5) three standard sized cookies; (6) three standard muffins; (7) wheat photography contest; (8) wheat educational posters and (9) Cloverbuds, (5-6-year-olds) with participation ribbons.

Cost will be \$6.00 per person registration cost for using the Cvent registration system. Registration will go live by June 15th. Pre-registration will be required by Sunday, August 1st, 11:59 p.m. to ensure an accurate meal count and for tour divisions. For additional questions or to get involved with the wheat expo planning committee, contact Deryl Waldren at 303-349-7403 or e-mail him at: [dwaldren@ksu.edu](mailto:dwaldren@ksu.edu).



### QUACK ATTACK FUNDRAISER-

All Clubs were given a Duck Lease book with 50 leases in it. Thanks for selling your tickets and returning them to the office. These duck leases are for the Q97 Z98 Quack Attack Duck Races. Races will be held this Saturday, June 5 in downtown Dodge City. Races start at 1:30 p.m. Thanks to Elizabeth, Jordan and Jaeden Stimpert and Linda, Candace and Erika Fry for volunteering to help with selling tickets at the Main Street event that morning. If you know of anyone wanting to purchase duck leases, have them call the Extension Office or come down on Saturday morning and buy from our booth/table.



## **4-H AMBASSADOR/EXCHANGE**

4-H Exchange will meet on Monday, June 28 at 7 p.m. at the Ford County Fair Building.

## **4-H COUNCIL & LEADERS MEETING**

The next meetings will be held on Tuesday, July 6. Community Club Leaders will meet at 6:30 pm followed by 4-H Council at 7:00 pm. If you are unable to attend, please find a replacement.

# **PROJECT NEWS**

## **HORSE NEWS — DISTRICT HORSE SHOW — June 29, 2021**

Where: Western State Bank Expo Center, Dodge City, Entry deadline: June 15.

Information was sent out to all in the Horse Project who are eligible. Remember, 4-H members may participate in their county/district designated District Horse Show plus one additional District Horse Show of their choosing. But before entering the Kansas State Fair, 4-H members must indicate through which District Horse Show. There will be no picking of classes from each district, only results from one of the districts attended will be used. Dates of other district shows are: South Central- July 1; South East- June 29; North East- July 1; North West- July 8; North Central- July 1.

## **STATE LIVESTOCK NOMINATIONS**

The nomination deadline for commercial heifers, swine, sheep, and meat goats is June 15th (DNA for sheep, goats and swine) for KSF and KJLS. Remember, there is a \$25 fee if any of the agents have to travel to tag livestock for state shows that weren't brought to the respective weigh-in. If you will need us to come tag any livestock, please make those arrangements as soon as possible. Both Agents will be at 4 Clover camp from June 15-17 so any additional tagging and signatures must be completed by noon, June 14. **DON'T WAIT!**

July 15 is the entry deadline for the Kansas State Fair for Beef, Sheep, Goats and Swine.

## **YOUTH FOR THE QUALITY CARE OF ANIMALS (YQCA)**

Past newsletters have had a flier concerning how to obtain your YQCA certification. Andrea will have an in-person session on Tuesday, June 8, 5:30 pm at the Fair Building. You will need to do the training online if you do not attend and you are selling livestock at the County Fair. Register at <https://yqca.learnrow.io> for the in-person class. You use the same link to take the online certification. You must register regardless of the class you choose. Coupons are available for the online class. Questions, call Andrea at the Extension office.

## **FIBER ARTS PROJECT OPPORTUNITY**

Central Kansas District and McPherson County 4-H are collaborating on a project titled: "Bring Your Projects to Life". These are hosted every second Thursday of the month at 7:00 pm (Zoom). They focus on different 4-H projects and connect youth with college, leadership and careers opportunities. The program to be held on June 10, 2021 at 7 pm will showcase the Fiber Arts Projects! You will get to learn from and ask questions of Sally Brandon from The Shepherd's Mill Inc. in Phillipsburg, Kansas. This will take you from start to finish in Fiber Arts- raising Llamas to the mill to weaving beautiful pieces! Sessions are geared towards 10-14 year olds, but we will welcome all ages to register. Register no later than June 8 at: [https://kstate.qualtrics.com/jfe/form/SV\\_9HQVKwJbUWixO5g](https://kstate.qualtrics.com/jfe/form/SV_9HQVKwJbUWixO5g)

If you have questions about this event please contact Lindsey Mueting, McPherson County 4-H Youth Development, at [LMueting@ksu.edu](mailto:LMueting@ksu.edu).

## PHOTOGRAPHY PROJECT MEETINGS

Countywide leader, Kylene Scott, has a project meeting/picture taking exercise session scheduled for Thursday, June 17 at the Ford County Fair Building between 4:00-5:00 pm. Bring your camera and plan to take some pictures. Kylene will have a short power-point which will help you understand some concepts. Then everyone will go outside and shoot for a little bit before reviewing some of what was taken.



She will also have a Photo mounting workshop on Thursday, July 1 from at 5:30 —6:30 p.m. at the Ford County Fair Building. If you are not sure how to put the photos on the matt board (what adhesive, how far down, etc), then come and she will have supplies and help you to do this before the Fair. Even if you don't have your pictures you can come and learn how to do the mounting at home.

Call the office if you have questions.

Photography matte Board is available at the Extension Office during office hours. It is \$1.50 per board.

## County Fair PSA's

We are working on setting up some recording time for Fair promotion advertising with our radio stations. If you are interested in recording a 30 second ad for the county fair, please contact Ethel by calling or by email. Plans are to set up times on Friday, June 18 between 9:30 am and noon. If this date works for you, please contact Ethel. We will write the promotion piece and you will just need to read it. These will be played around our fair dates.

## PLEASE NOTE

Several of our Camps are made affordable by financial assistance from the **Ford County 4-H Foundation** and **Ford County 4-H Council**. Take a few minutes out of your day to thank them.

Also consider applying for the **Ford/Gray County Scroggins Scholarship**. This is a one time, per year, scholarship available for members to attend a State level camp or certain state events. Check with the office for more details on this scholarship.



## THANK YOU!!!!

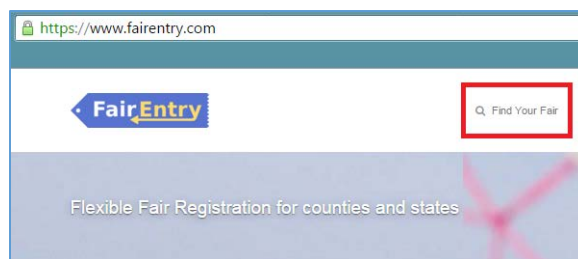
- Families who sold Quack Attack Tickets! All funds raised come back to our clubs and council. This is a wonderful fundraiser and opportunity. You are helping our program in more ways than you know!
- Candace Fry and Erika Fry who signed up to be counselors for this 4-H Camping Season!

## Exhibitor Group (Family) Entry

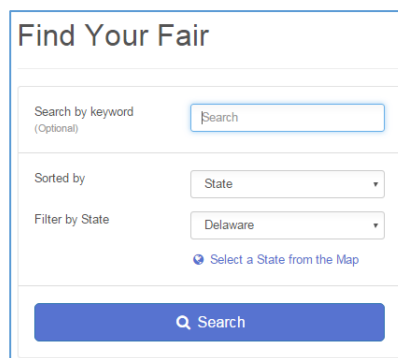
### Important Reminders

- Your fair probably has dates when entry is accepted into the fair. Be sure to complete your entries (including the final “Submit” step) prior to the cut-off date.
- Register all entries for each exhibitor in the family before proceeding to the Payment section.
- Be sure to click the “Submit” button when you have completed your entries. Entries are not final until they have been submitted.
- Check your email inbox for a confirmation email with a list of your entries and any related fees.
- You will receive a second email when your entries have been approved by your fair or show.

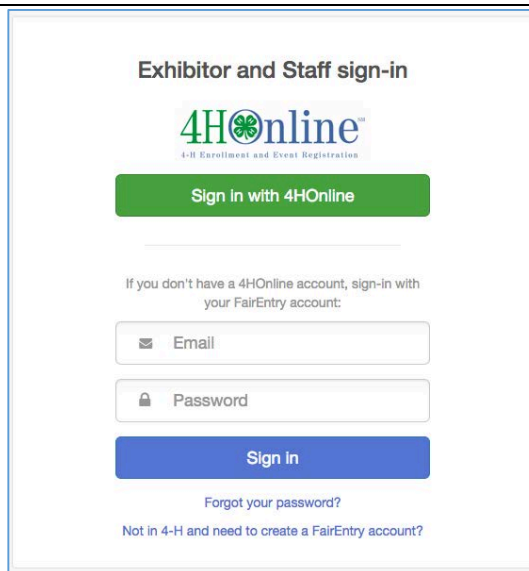
1. You may access your Fair or Show from their direct link  
<http://fordcounty-ks.fairentry.com/>
2. or go to <http://www.fairentry.com> and click “Find Your Fair”.



3. Filter by your state, click Search, and then click on the correct fair.



4. If you have a 4HOnline family account, select to “**Sign in with 4HOnline**” and enter your login information.  
NOTE: If you forgot your password for your 4HOnline account, you will need to go to 4HOnline to set a new password. Then use the new password (not the temporary password) to log in to FairEntry.
5. FFA members do not have a 4HOnline account, you will need to contact the Extension Office for assistance.

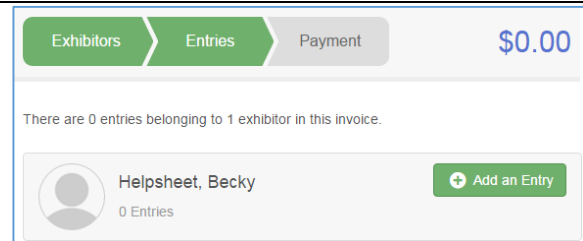




### Creating Entries

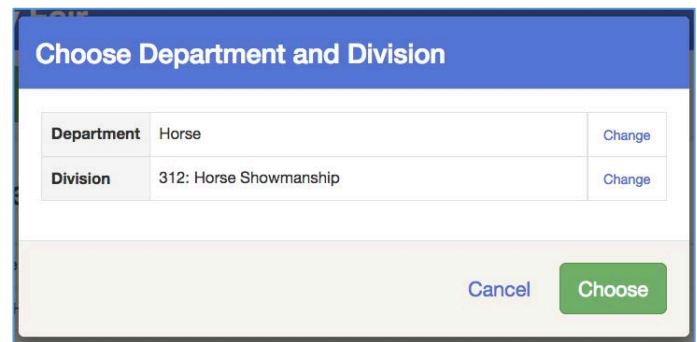
Each exhibitor can have multiple entries. One entry must be made for each item, animal, class, etc. For example, if an exhibitor is bringing 2 photographs, two entries into the photography class must be created. If an exhibitor is showing one horse in 5 events, five class entries must be created. Once all entries have been created for the first exhibitor, you have the choice of creating another exhibitor in this exhibitor group (and entries) or proceeding to check-out (submitting the entries, whether or not fees are charged).

1. Click Add an Entry beside the correct exhibitor (if more than one has been created).



2. Click Select beside the first department you wish to enter. Any departments that are not available for entry will be noted as "Not Available" with a short explanation.
3. After you select a department, you will see a list of divisions to select from, and then a list of available classes. *Also notice that there are blue "Change" links in case you mistakenly select an incorrect department, division, or class.*

After you have selected the class, click the green Choose button.



## Multiple Entry Process

4. Your fair has turned on the Multiple Entries option for this area, you will see a screen similar to the view at the right
5. Click Change to select the Club to which these entries will be associated.
6. If this is an Animal Entry, click Add Animal and enter the Animal's details.

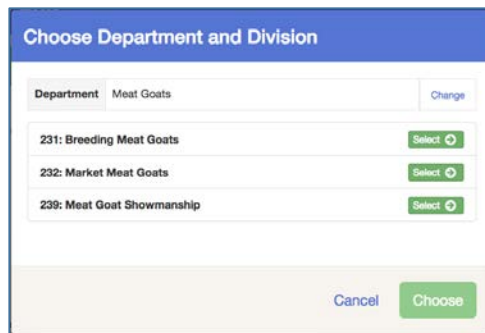
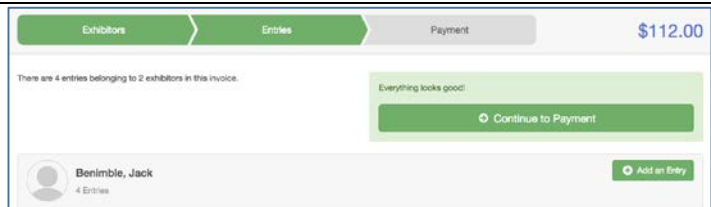
Check the box next to each class this animal will enter.

If this is not an animal entry, simply select the classes and number of entries in each class that you would like to create for this exhibitor. Click Continue

Review the entries. If you need to make any changes, click Cancel. If everything is correct, click Create Entries.

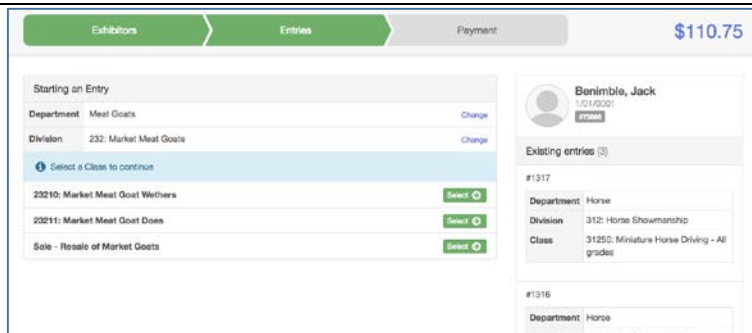


7. If you need to add another exhibitor, click on the Exhibitors button at the top left and repeat the steps to create a new exhibitor.
8. If all entries are complete, click Continue to Payment.
9. If you need to add more entries for an existing exhibitor, click Add an Entry.

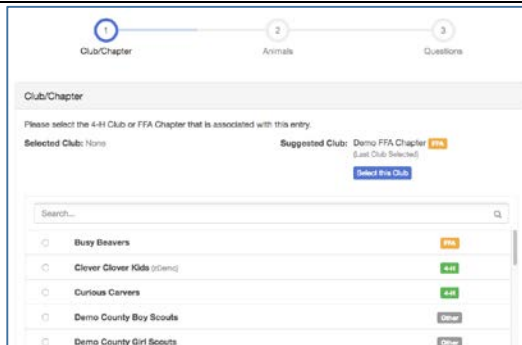


## Single Entry Process

10. If your screen does not resemble the picture on the right, your fair may have used the multiple entry process in this area. Repeat previous steps.
11. If your screen does resemble this one, select the Class. Click Continue.



12. Select a Club for this entry.
13. If this is not an animal class entry, follow the instructions on-screen to enter any additional information such as Entry Description, Custom Questions or Custom Files associated with that entry.



14. If this is an **animal class entry**, you will be required to specify which animal will be exhibited in this class; you will see the option to “Add an animal”.
15. You will have to choose “Enter a New Animal Record” to enter new animal information.
16. Fill in all of the fields with information about the animal you intend to exhibit. Click Create and Add Animal when finished. If the animal information was entered incorrectly, you have the option to either Remove From Entry (creating a new animal) or Edit Animal Details. When it’s correct, click Continue.
17. Any questions or file uploads related to entry in this class will be next. Click Continue after answering those questions or uploading documents.

18. When each class entry is complete, you have three choices for what to do next:
  - a. If all class entries have been completed for one exhibitor, you can **Register another Exhibitor** in this exhibitor group.
  - b. If this exhibitor has more class entries to make, you can **Add another Entry for this Exhibitor**.

If all entries for all exhibitors in the exhibitor group have been completed, **Continue to Payment** (there are no entry fees for Ford County Fair entries) to finalize and submit your entries.



19. Review your entries for completeness and accuracy. *Notice the Summary and Detail buttons at the top of the list on the right.* If there are errors, click on the green Entries section at the top of the page. Click Continue when all information is correct.
20. Once all entries have been entered for exhibitors in your family, remember there is no fee, but you will need to agree to release of liability, code of conduct, etc. before submitting the invoice for approval.
21. You will receive an email message when the entries have been submitted for approval. You will receive a second email when the entries have been approved.

The screenshot shows a web interface for the 'Fair Entry' payment process. At the top, there are three tabs: 'Exhibitors', 'Entries', and 'Payment'. The 'Payment' tab is active, and a total amount of '\$2.00' is displayed in the top right corner. Below the tabs is a progress bar with three steps: 1. Review, 2. Payment Method, and 3. Confirm. Step 1 is currently selected. The main content area is titled 'Invoice' and includes a 'Summary' button and a 'Detail' button. The invoice details are as follows:

Individual Exhibitor: Becky Helpsheet	
Exhibitor Fee	\$2.00
Entry #266: Food and Nutrition / Cooking 101 / One loaf banana bread	
Total:	\$2.00

At the bottom right of the invoice section, there is a green 'Continue' button with a right-pointing arrow.





Ford County Extension Office  
100 Gunsmoke  
Dodge City, KS 67801

Dear 4-H Families,

As parents and leaders it's important that we remember the goal of our children's involvement in the 4-H program is to provide an educational learning experience. We hope they gain so much more than a ribbon or trophy!

We learned and tried many things with last year's County fair and some of these changes we thought worked really well. We decided to keep some of the changes to hopefully make the entry and check-in process more streamlined and less stressful!

Please read through the information contained in this newsletter. It is full of County Fair information and project news.

Have a great and fun summer!



Ethel Schneweis  
County Extension Agent



Andrea Burns  
County Extension Agent



**K-STATE**  
Research and Extension

**K-State Research and Extension**  
Ford County  
100 Gunsmoke St.  
Dodge City, KS 67801  
**K-State, County Extension Councils,  
Extension Districts, and U.S. Department of Agriculture Cooperating.**

**K-State Research and Extension is an  
equal opportunity provider and employer.**